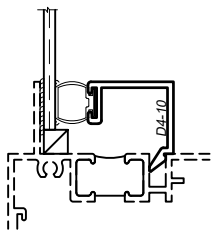


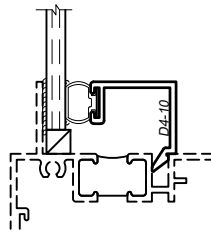
GLAZING

The windows can be interior or exterior glazed with .050 thick extruded aluminum glazing beads accommodating thicknesses from 1/4" up to 1". Dual or triple glazing is an option utilizing an interior panel sash that is a take out sash. Venetian blinds are available with the dual glazed window options. See the quick reference chart below for all glazing options. For actual details refer to the glazing section in the back of the 3410 section for optional glazing and blind details.

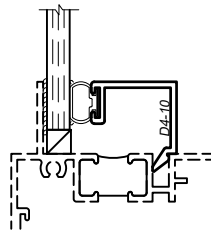
WINCO RESERVES THE RIGHT TO MODIFY OR CHANGE INFORMATION WITHIN THIS BOOK WHEN DEEMED NECESSARY FOR PRODUCT IMPROVEMENT



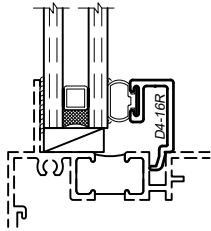
1/8" Glazing Bead
D4-10



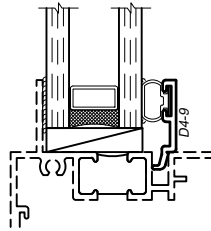
3/16" Glazing Bead
D4-10



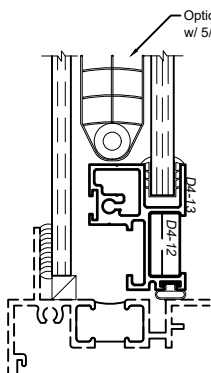
1/4" Glazing Bead
D4-10



5/8" Glazing Bead
D4-16R

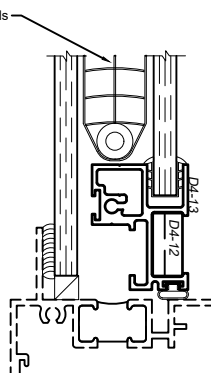


1" Glazing Bead
D4-9



Optional Venetian Blinds
w/ 5/8" Slats

Dual Glazed
D4-13 Accessory
Blind Sash
3/16" Outboard
1/4" Inboard



Dual Glazed
D4-13 Accessory
Blind Sash
1/4" Outboard
1/4" Inboard

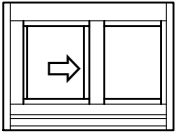
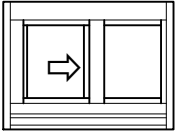
© WINCO WINDOW COMPANY, INC. 2026

Winco has different gaskets and glazing methods that can accommodate odd thicknesses of glass. If you do not see what you are looking for within this chart please contact your local representative for information regarding your specific project needs.

HARDWARE - Slider Configurations

All exposed locking hardware, strikes and keepers are solid white bronze alloy with US25D brushed finish. All snap lock hardware is manufactured from extruded aluminum matching the window finish.

WINCO RESERVES THE RIGHT TO MODIFY OR CHANGE INFORMATION WITHIN THIS BOOK WHEN DEEMED NECESSARY FOR PRODUCT IMPROVEMENT

	<p>Single Slider (HS) w/ Default Hardware Kit</p> <p>Nylon Wheel Sweep Lock(s)¹ at Meeting Rail Spring Loaded Auto-Snap Lock² at Jamb</p>	<p><u>Optional Hardware Accessories:</u> Access Control Sweep Locks</p> <p>Stainless Steel Track Cover Non-Removable Limit Stop</p>
	<p>Single Slider (HS) w/ Stainless Steel Wheel Option</p> <p>Stainless Steel Wheel w/ Stainless Steel Track Cover Sweep Lock(s)¹ at Meeting Rail Spring Loaded Auto-Snap Lock² at Jamb</p>	<p><u>Optional Hardware Accessories:</u> Access Control Sweep Locks</p> <p>Non-Removable Limit Stop</p>

© WINCO WINDOW COMPANY, INC. 2026

Please contact WINCO for project specific information

¹ Sweep Lock Quantity is dependent on Operable Vent Width & Height, Additional Locks can be specified, but minimum Qty is determined by WINCO Engineering

² Spring Loaded Snap Locks are not furnished on window units designated as "Secondary Means of Egress"