

8800 Series 4" Thermal Fixed Human Impact Windows







Product Information - Primary Window w/ Laminated Impact Panel



WINCO RESERVES THE RIGHT TO MODIFY OR CHANGE INFORMATION WITHIN THIS BOOK WHEN DEEMED NECESSARY FOR PRODUCT IMPROVEMENT

PERFORMANCE

The Series 8800 window is a thermally broken mainframe that exceeds the performance specification criteria as required by ANSI/AAMA for AW (Architectural Grade) windows. The system w/ Human Impact Sash is tested to AAMA 501.8.

<p>Fixed (Picture Window)</p>  <p>AAMA 501.8 Impact Rating 2,000ft-lb_{Force} Maximum Size 54" x 84"</p> <p>NAFS / AAMA 101 Test Size 60" x 99" Class: AW Performance Grade: 100 Air Infiltration: <0.0 CFM Water Infiltration Resistance: > 15 psf</p> <p>Can be Configured for ADA Compliance <input checked="" type="checkbox"/> Not-Applicable <input type="checkbox"/> Yes</p> <p>Can be configured to meet Windborne Debris Impact Resistance to ASTM E1886 / ASTM E1996 <input type="checkbox"/> Not Rated <input checked="" type="checkbox"/> Missile "D" <input checked="" type="checkbox"/> Missile "E"</p> <p>Product Type may be configured for Blast Resistant Installation <input type="checkbox"/> No <input checked="" type="checkbox"/> Yes⁶</p>	 <p>$U_{COG}=0.20$ Btu/hr-ft²-°F Tripple Silver Low-E #2 x 90% Argon x Low-E No.4 example: SNX 62/27 or Solarban70 + IS20 or Sungate Therml</p>	
	<p>NFRC Size ¹ 47" x 59" $U_{Window}=0.31$ Btu/h-ft²-°f² CI= __ (NFRC 501)²</p>	
	<p>NAFS Size ³ 60" x 99" $U_{Window}=0.28$ Btu/h-ft²-°f⁴ CRF= 64 (AAMA 1503)⁵</p>	
	 <p>$U_{COG}=0.24$ Btu/hr-ft²-°F Tripple Silver Low-E #2 x 90% Argon x Uncoated example: SNX 62/27 or Solarban70</p>	
	<p>NFRC Size ¹ 47" x 59" $U_{Window}=0.34$ Btu/h-ft²-°f² CI= __ (NFRC 501)²</p>	
	<p>NAFS Size ³ 60" x 99" $U_{Window}=0.31$ Btu/h-ft²-°f⁴ CRF= 64 (AAMA 1503)⁵</p>	
	 <p>$U_{COG}=0.29$ Btu/hr-ft²-°F Double Silver Low-E #2 x 100% Air x Uncoated example: SN-68 or Solarban60</p>	
	<p>NFRC Size ¹ 47" x 59" $U_{Window}=0.38$ Btu/h-ft²-°f² CI= __ (NFRC 501)²</p>	
	<p>NAFS Size ³ 60" x 99" $U_{Window}=0.36$ Btu/h-ft²-°f⁴ CRF= 64 (AAMA 1503)⁵</p>	
	 <p>$U_{COG}=0.34$ Btu/hr-ft²-°F Single Silver Low-E #2 x 100% Air x Uncoated example: ES73 or Energy Advantage (Air, Aluminum Box-Spacer)</p>	
	<p>NFRC Size ¹ 47" x 59" $U_{Window}=0.42$ Btu/h-ft²-°f² CI= __ (NFRC 501)²</p>	
	<p>NAFS Size ³ 60" x 99" $U_{Window}=0.40$ Btu/h-ft²-°f⁴ CRF= __ (AAMA 1503)⁵</p>	
 <p>$U_{COG}=0.47$ Btu/hr-ft²-°F Uncoated x 100% Air x Uncoated example: Clear over Clear (Air, Aluminum Box-Spacer)</p>		
<p>NFRC Size ¹ 47" x 59" $U_{Window}=0.52$ Btu/h-ft²-°f² CI= __ (NFRC 501)²</p>		
<p>NAFS Size ³ 60" x 99" $U_{Window}=0.51$ Btu/h-ft²-°f⁴ CRF= __ (AAMA 1503)⁵</p>		

This Information is based on current product design, sealed dual glazing, warm edge spacers and testing standards. Solar Heat Gain Coefficient (SHGC) is not predicted since this is highly variable with Glass Tint & Low-E Coating Product. Please contact WINCO for project specific information.

¹ NFRC 101 Test & Rating Size

² Based on NFRC 100/200/500 Rating and LBNL Window 7.8 Simulations following NFRC Protocols

³ AAMA 101 (NAFS) Gateway Test Size

⁴ Based on LBNL Window Simulations following NFRC Protocols

⁵ AAMA 101 Test Size and AAMA 1503 Test Protocol

⁶ Blast Resistant Configuration is highly dependant on Product Size, Blast Design Load(s) and Project Specific Glass, Frame & Connection Response (Required Level of Protection, Allowable Hazard Level)

© WINCO WINDOW COMPANY, INC. 2026

8800 Series 4" Thermal Fixed Human Impact Windows







Product Information - Primary Window w/ Polycarbonate Impact Panel



WINCO RESERVES THE RIGHT TO MODIFY OR CHANGE INFORMATION WITHIN THIS BOOK WHEN DEEMED NECESSARY FOR PRODUCT IMPROVEMENT

PERFORMANCE

The Series 8800 window is a thermally broken mainframe that exceeds the performance specification criteria as required by ANSI/AAMA for AW (Architectural Grade) windows. The system w/ Human Impact Sash is tested to AAMA 501.8.

<p>Fixed (Picture Window)</p>  <p>AAMA 501.8 Impact Rating 2,000ft-lb_{Force} Maximum Size 54" x 84"</p> <p>NAFS / AAMA 101 Test Size 60" x 99" Class: AW Performance Grade: 100 Air Infiltration: <0.0 CFM Water Infiltration Resistance: > 15 psf</p> <p>Can be Configured for ADA Compliance <input checked="" type="checkbox"/> Not-Applicable <input type="checkbox"/> Yes</p> <p>Can be configured to meet Windborne Debris Impact Resistance to ASTM E1886 / ASTM E1996 <input type="checkbox"/> Not Rated <input checked="" type="checkbox"/> Missile "D" <input checked="" type="checkbox"/> Missile "E"</p> <p>Product Type may be configured for Blast Resistant Installation <input type="checkbox"/> No <input checked="" type="checkbox"/> Yes⁶</p>	 <p>$U_{COG}=0.20$ Btu/hr-ft²-°F Tripple Silver Low-E #2 x 90% Argon x Low-E No.4 example: SNX 62/27 or Solarban70 + IS20 or Sungate Therml</p>	<p>NFRC Size¹ 47" x 59" $U_{Window}=0.28$ Btu/h-ft²-°f² CI= __ (NFRC 501)²</p> <p>NAFS Size³ 60" x 99" $U_{Window}=0.25$ Btu/h-ft²-°f⁴ CRF= 67 (AAMA 1503)⁵</p>
	 <p>$U_{COG}=0.24$ Btu/hr-ft²-°F Tripple Silver Low-E #2 x 90% Argon x Uncoated example: SNX 62/27 or Solarban70</p>	<p>NFRC Size¹ 47" x 59" $U_{Window}=0.31$ Btu/h-ft²-°f² CI= __ (NFRC 501)²</p> <p>NAFS Size³ 60" x 99" $U_{Window}=0.29$ Btu/h-ft²-°f⁴ CRF= 67 (AAMA 1503)⁵</p>
	 <p>$U_{COG}=0.29$ Btu/hr-ft²-°F Double Silver Low-E #2 x 100% Air x Uncoated example: SN-68 or Solarban60</p>	<p>NFRC Size¹ 47" x 59" $U_{Window}=0.35$ Btu/h-ft²-°f² CI= __ (NFRC 501)²</p> <p>NAFS Size³ 60" x 99" $U_{Window}=0.33$ Btu/h-ft²-°f⁴ CRF= 67 (AAMA 1503)⁵</p>
	 <p>$U_{COG}=0.34$ Btu/hr-ft²-°F Single Silver Low-E #2 x 100% Air x Uncoated example: ES73 or Energy Advantage (Air, Aluminum Box-Spacer)</p>	<p>NFRC Size¹ 47" x 59" $U_{Window}=0.39$ Btu/h-ft²-°f² CI= __ (NFRC 501)²</p> <p>NAFS Size³ 60" x 99" $U_{Window}=0.37$ Btu/h-ft²-°f⁴ CRF= -- (AAMA 1503)⁵</p>
	 <p>$U_{COG}=0.47$ Btu/hr-ft²-°F Uncoated x 100% Air x Uncoated example: Clear over Clear (Air, Aluminum Box-Spacer)</p>	<p>NFRC Size¹ 47" x 59" $U_{Window}=0.49$ Btu/h-ft²-°f² CI= __ (NFRC 501)²</p> <p>NAFS Size³ 60" x 99" $U_{Window}=0.48$ Btu/h-ft²-°f⁴ CRF= -- (AAMA 1503)⁵</p>

This Information is based on current product design, sealed dual glazing, warm edge spacers and testing standards. Solar Heat Gain Coefficient (SHGC) is not predicted since this is highly variable with Glass Tint & Low-E Coating Product. Please contact WINCO for project specific information.

¹ NFRC 101 Test & Rating Size

² Based on NFRC 100/200/500 Rating and LBNL Window 7.8 Simulations following NFRC Protocols

³ AAMA 101 (NAFS) Gateway Test Size

⁴ Based on LBNL Window Simulations following NFRC Protocols

⁵ AAMA 101 Test Size and AAMA 1503 Test Protocol

⁶ Blast Resistant Configuration is highly dependant on Product Size, Blast Design Load(s) and Project Specific Glass, Frame & Connection Response (Required Level of Protection, Allowable Hazard Level)

© WINCO WINDOW COMPANY, INC. 2026

8800 Series 4" Thermal Fixed Human Impact Windows







Product Information - Primary Window w/ out Impact Panel



WINCO RESERVES THE RIGHT TO MODIFY OR CHANGE INFORMATION WITHIN THIS BOOK WHEN DEEMED NECESSARY FOR PRODUCT IMPROVEMENT

PERFORMANCE

The Series 8800 window is a thermally broken mainframe that exceeds the performance specification criteria as required by ANSI/AAMA for AW (Architectural Grade) windows. The system w/ Human Impact Sash is tested to AAMA 501.8.

<p>Fixed (Picture Window)</p>  <p>AAMA 501.8 Impact Rating N/A ft-lb_{Force} Maximum Size " x "</p> <p>NAFS / AAMA 101 Test Size 60" x 99" Class: AW Performance Grade: 100 Air Infiltration: <0.0 CFM Water Infiltration Resistance: > 15 psf</p> <p>Can be Configured for ADA Compliance <input checked="" type="checkbox"/> Not-Applicable <input type="checkbox"/> Yes</p> <p>Can be configured to meet Windborne Debris Impact Resistance to ASTM E1886 / ASTM E1996 <input checked="" type="checkbox"/> Not Rated <input type="checkbox"/> Missile "D" <input type="checkbox"/> Missile "E"</p> <p>Product Type may be configured for Blast Resistant Installation <input type="checkbox"/> No <input checked="" type="checkbox"/> Yes⁶</p>	 <p>$U_{COG}=0.20$ Btu/hr-ft²-°F Tripple Silver Low-E #2 x 90% Argon x Low-E No.4 example: SNX 62/27 or Solarban70 + IS20 or Sungate Therml</p>	
	NFRC Size ¹ 47" x 59" $U_{Window}=0.33$ Btu/h-ft ² -°f ²	CI= __ (NFRC 501) ²
	NAFS Size ³ 60" x 99" $U_{Window}=0.29$ Btu/h-ft ² -°f ⁴	CRF= 69 (AAMA 1503) ⁵
	 <p>$U_{COG}=0.24$ Btu/hr-ft²-°F Tripple Silver Low-E #2 x 90% Argon x Uncoated example: SNX 62/27 or Solarban70</p>	
	NFRC Size ¹ 47" x 59" $U_{Window}=0.36$ Btu/h-ft ² -°f ²	CI= __ (NFRC 501) ²
	NAFS Size ³ 60" x 99" $U_{Window}=0.33$ Btu/h-ft ² -°f ⁴	CRF= 69 (AAMA 1503) ⁵
	 <p>$U_{COG}=0.29$ Btu/hr-ft²-°F Double Silver Low-E #2 x 100% Air x Uncoated example: SN-68 or Solarban60</p>	
	NFRC Size ¹ 47" x 59" $U_{Window}=0.40$ Btu/h-ft ² -°f ²	CI= __ (NFRC 501) ²
	NAFS Size ³ 60" x 99" $U_{Window}=0.37$ Btu/h-ft ² -°f ⁴	CRF= 69 (AAMA 1503) ⁵
	 <p>$U_{COG}=0.34$ Btu/hr-ft²-°F Single Silver Low-E #2 x 100% Air x Uncoated example: ES73 or Energy Advantage (Air, Aluminum Box-Spacer)</p>	
	NFRC Size ¹ 47" x 59" $U_{Window}=0.44$ Btu/h-ft ² -°f ²	CI= __ (NFRC 501) ²
	NAFS Size ³ 60" x 99" $U_{Window}=0.41$ Btu/h-ft ² -°f ⁴	CRF= __ (AAMA 1503) ⁵
 <p>$U_{COG}=0.47$ Btu/hr-ft²-°F Uncoated x 100% Air x Uncoated example: Clear over Clear (Air, Aluminum Box-Spacer)</p>		
NFRC Size ¹ 47" x 59" $U_{Window}=0.54$ Btu/h-ft ² -°f ²	CI= __ (NFRC 501) ²	
NAFS Size ³ 60" x 99" $U_{Window}=0.52$ Btu/h-ft ² -°f ⁴	CRF= __ (AAMA 1503) ⁵	

This information is based on current product design, sealed dual glazing, warm edge spacers and testing standards. Solar Heat Gain Coefficient (SHGC) is not predicted since this is highly variable with Glass Tint & Low-E Coating Product. Please contact WINCO for project specific information.

¹ NFRC 101 Test & Rating Size

² Based on NFRC 100/200/500 Rating and LBNL Window 7.8 Simulations following NFRC Protocols

³ AAMA 101 (NAFS) Gateway Test Size

⁴ Based on LBNL Window Simulations following NFRC Protocols

⁵ AAMA 101 Test Size and AAMA 1503 Test Protocol


⁶ Blast Resistant Configuration is highly dependant on Product Size, Blast Design Load(s) and Project Specific Glass, Frame & Connection Response (Required Level of Protection, Allowable Hazard Level)

© WINCO WINDOW COMPANY, INC. 2026

WINCO RESERVES THE RIGHT TO MODIFY OR CHANGE INFORMATION WITHIN THIS BOOK WHEN DEEMED NECESSARY FOR PRODUCT IMPROVEMENT

PERFORMANCE

The Series 8800 window is a thermally broken mainframe that exceeds the performance specification criteria as required by ANSI/AAMA for AW (Architectural Grade) windows. The system w/ Human Impact Sash is tested to AAMA 501.8.

<p>Fixed (Picture Window)</p>  <p>AAMA 501.8 Impact Rating 2,000ft-lb_{Force} Maximum Size 53" x 83"</p> <p>NAFS / AAMA 101 Test Size " x " Class: Not Rated Performance Grade: N/A Air Infiltration: < CFM Water Infiltration Resistance: > psf</p>	<p>Thermal performance results of the Retro-Fit Impact Sash are not possible to predict, calculate, or simulate without knowing the exact geometry, material properties and thermal performance of the existing primary fenestration and the exact placement of the Impact Sash relative to the primary fenestration.</p> <p>Heat build-up between the primary fenestration and Retro-Fit Impact Sash must be expected when the opening is subject to direct sun light. Verification that the primary fenestration's glass is capable of sustaining the resulting thermal stresses is advised.</p>
<p>Can be Configured for ADA Compliance</p> <p><input checked="" type="checkbox"/> Not-Applicable <input type="checkbox"/> Yes</p>	
<p>Can be configured to meet Windborne Debris Impact Resistance to ASTM E1886 / ASTM E1996</p> <p><input checked="" type="checkbox"/> Not Rated <input type="checkbox"/> Missile "D" <input type="checkbox"/> Missile "E"</p>	
<p>Product Type may be configured for Blast Resistant Installation</p> <p><input checked="" type="checkbox"/> No <input type="checkbox"/> Yes⁶</p>	

This information is based on current product design, sealed dual glazing, warm edge spacers and testing standards. Solar Heat Gain Coefficient (SHGC) is not predicted since this is highly variable with Glass Tint & Low-E Coating Product. Please contact WINCO for project specific information.

¹ NFRC 101 Test & Rating Size

² Based on NFRC 100/200/500 Rating and LBNL Window 7.8 Simulations following NFRC Protocols

³ AAMA 101 (NAFS) Gateway Test Size

⁴ Based on LBNL Window Simulations following NFRC Protocols

⁵ AAMA 101 Test Size and AAMA 1503 Test Protocol


⁶ Blast Resistant Configuration is highly dependant on Product Size, Blast Design Load(s) and Project Specific Glass, Frame & Connection Response (Required Level of Protection, Allowable Hazard Level)

© WINCO WINDOW COMPANY, INC. 2026

WINCO RESERVES THE RIGHT TO MODIFY OR CHANGE INFORMATION WITHIN THIS BOOK WHEN DEEMED NECESSARY FOR PRODUCT IMPROVEMENT

PERFORMANCE

The Series 8800 window is a thermally broken mainframe that exceeds the performance specification criteria as required by ANSI/AAMA for AW (Architectural Grade) windows. The system w/ Human Impact Sash is tested to AAMA 501.8.

<p>Fixed (Picture Window)</p>  <p>AAMA 501.8 Impact Rating 2,000ft-lb_{Force} Maximum Size 53" x 83"</p> <p>NAFS / AAMA 101 Test Size " x " Class: Not Rated Performance Grade: N/A Air Infiltration: < CFM Water Infiltration Resistance: > psf</p>	<p>Thermal performance results of the Retro-Fit Impact Sash are not possible to predict, calculate, or simulate without knowing the exact geometry, material properties and thermal performance of the existing primary fenestration and the exact placement of the Impact Sash relative to the primary fenestration.</p> <p>Heat build-up between the primary fenestration and Retro-Fit Impact Sash must be expected when the opening is subject to direct sun light. Verification that the primary fenestration's glass is capable of sustaining the resulting thermal stresses is advised.</p>
<p>Can be Configured for ADA Compliance</p> <p><input checked="" type="checkbox"/> Not-Applicable <input type="checkbox"/> Yes</p>	
<p>Can be configured to meet Windborne Debris Impact Resistance to ASTM E1886 / ASTM E1996</p> <p><input checked="" type="checkbox"/> Not Rated <input type="checkbox"/> Missile "D" <input type="checkbox"/> Missile "E"</p>	
<p>Product Type may be configured for Blast Resistant Installation</p> <p><input checked="" type="checkbox"/> No <input type="checkbox"/> Yes⁶</p>	

This information is based on current product design, sealed dual glazing, warm edge spacers and testing standards. Solar Heat Gain Coefficient (SHGC) is not predicted since this is highly variable with Glass Tint & Low-E Coating Product. Please contact WINCO for project specific information.

¹ NFRC 101 Test & Rating Size

² Based on NFRC 100/200/500 Rating and LBNL Window 7.8 Simulations following NFRC Protocols

³ AAMA 101 (NAFS) Gateway Test Size

⁴ Based on LBNL Window Simulations following NFRC Protocols

⁵ AAMA 101 Test Size and AAMA 1503 Test Protocol

⁶ Blast Resistant Configuration is highly dependant on Product Size, Blast Design Load(s) and Project Specific Glass, Frame & Connection Response (Required Level of Protection, Allowable Hazard Level)

© WINCO WINDOW COMPANY, INC. 2026