

PERFORMANCE

The Series Transira™ Accessory Sash for Motorized Shades is a glazing Option / Product Configuration Enhancement which can be utilized as stand-alone window in the 3350 Series and as add-on interior window in combination with primary windows of any make up including but not limited to Storefront, Curtain Wall, Wood Windows, etc, also referred to as "retro-fit" option.

The stand-alone version in the 3350 series allows the primary sash to be opened for ventilation and, if sized accordingly, to be used as Secondary Means of Egress in compliance with NFPA-101. In addition to all trim configurations available for the 3350 series, a receptor system with integrated wire chase is available.

Refer to the 3350 Series for Air/Water/Structural rated performance.

The add-on / retro-fit interior configuration will permit maintenance access to the primary window, but can not be utilized for Ventilation or as Secondary Means of Egress.

Size Limitations are based on the hinge capacity of the concealed 4-bar arm in the accessory sash and the availability of glass, laminate or polycarbonate infill for the accessory sash. A minimum sash width is dictated by the housing size of the shade motor. The maximum sash height is limited by the diameter of the coiled up shade material. Since shade materials (fabrics & foils) differ in material thickness, the maximum sash height must be evaluated based on a project specific basis.







Transira™ Motorized Shade Accessory Sash Product Information



WINCO RESERVES THE RIGHT TO MODIFY OR CHANGE INFORMATION WITHIN THIS BOOK WHEN DEEMED NECESSARY FOR PRODUCT IMPROVEMENT

PERFORMANCE

The Series Transira™ Motorized Accessory Sash window is based on the 3350 series which is a thermally broken mainframe and sash that exceeds the performance specification criteria as required by ANSI/AAMA for AW (Architectural Grade) windows.

<p>Fixed (Picture Window)</p>  <p>NAFS / AAMA 101 Test Size 60" x 99" Class: AW Performance Grade: 100 Air Infiltration: <0.03 CFM Water Infiltration Resistance: > 12 psf</p>	 <p>$U_{COG}=0.20$ Btu/hr-ft²-°F Tripple Silver Low-E #2 x 90% Argon x Low-E No.4 example: SNX 62/27 or Solarban70 + IS20 or Sungate ThermL Accessory Sash: Clear Glass w/out additional Low-E Coating</p>	<p>NFRC Size ¹ 47" x 59" $U_{Window} = ___ \text{ Btu/h-ft}^2\text{-}^\circ\text{f}^2$ CI= $___ \text{ (NFRC 501)}^2$</p> <p>NAFS Size ³ 60" x 99" $U_{Window} = ___ \text{ Btu/h-ft}^2\text{-}^\circ\text{f}^4$ CRF= $___ \text{ (AAMA 1503)}^5$</p>	
	 <p>$U_{COG}=0.24$ Btu/hr-ft²-°F Tripple Silver Low-E #2 x 90% Argon x Uncoated example: SNX 62/27 or Solarban70 Accessory Sash: Clear Glass w/out additional Low-E Coating</p>	<p>NFRC Size ¹ 47" x 59" $U_{Window} = ___ \text{ Btu/h-ft}^2\text{-}^\circ\text{f}^2$ CI= $___ \text{ (NFRC 501)}^2$</p> <p>NAFS Size ³ 60" x 99" $U_{Window} = ___ \text{ Btu/h-ft}^2\text{-}^\circ\text{f}^4$ CRF= $___ \text{ (AAMA 1503)}^5$</p>	
	 <p>$U_{COG}=0.29$ Btu/hr-ft²-°F Double Silver Low-E #2 x 100% Air x Uncoated example: SN-68 or Solarban60 Accessory Sash: Clear Glass w/out additional Low-E Coating</p>	<p>NFRC Size ¹ 47" x 59" $U_{Window} = ___ \text{ Btu/h-ft}^2\text{-}^\circ\text{f}^2$ CI= $___ \text{ (NFRC 501)}^2$</p> <p>NAFS Size ³ 60" x 99" $U_{Window} = ___ \text{ Btu/h-ft}^2\text{-}^\circ\text{f}^4$ CRF= $___ \text{ (AAMA 1503)}^5$</p>	
	<p>Can be Configured for ADA Compliance</p> <p><input checked="" type="checkbox"/> Not-Applicable <input type="checkbox"/> Yes</p>	 <p>$U_{COG}=0.34$ Btu/hr-ft²-°F Single Silver Low-E #2 x 100% Air x Uncoated example: ES73 or Energy Advantage (Air, Aluminum Box-Spacer) Accessory Sash: Clear Glass w/out additional Low-E Coating</p>	<p>NFRC Size ¹ 47" x 59" $U_{Window} = ___ \text{ Btu/h-ft}^2\text{-}^\circ\text{f}^2$ CI= $___ \text{ (NFRC 501)}^2$</p> <p>NAFS Size ³ 60" x 99" $U_{Window} = ___ \text{ Btu/h-ft}^2\text{-}^\circ\text{f}^4$ CRF= $___ \text{ (AAMA 1503)}^5$</p>
	<p>Can be configured to meet Windborne Debris Impact Resistance to ASTM E1886 / ASTM E1996</p> <p><input type="checkbox"/> Not Rated <input checked="" type="checkbox"/> Missile "D" <input type="checkbox"/> Missile "E"</p>	 <p>$U_{COG}=0.47$ Btu/hr-ft²-°F Uncoated x 100% Air x Uncoated example: Clear over Clear (Air, Aluminum Box-Spacer) Accessory Sash: Clear Glass w/out additional Low-E Coating</p>	<p>NFRC Size ¹ 47" x 59" $U_{Window} = ___ \text{ Btu/h-ft}^2\text{-}^\circ\text{f}^2$ CI= $___ \text{ (NFRC 501)}^2$</p> <p>NAFS Size ³ 60" x 99" $U_{Window} = ___ \text{ Btu/h-ft}^2\text{-}^\circ\text{f}^4$ CRF= $___ \text{ (AAMA 1503)}^5$</p>
	<p>Product Type may be configured for Blast Resistant Installation</p> <p><input type="checkbox"/> No <input checked="" type="checkbox"/> Yes⁶</p>		

This information is based on current product design, sealed dual glazing, warm edge spacers and testing standards. Solar Heat Gain Coefficient (SHGC) is not predicted since this is highly variable with Glass Tint & Low-E Coating Product. Please contact WINCO for project specific information.

¹ NFRC 101 Test & Rating Size

² Based on NFRC 100/200/500 Rating and LBNL Window 7.8 Simulations following NFRC Protocols

³ AAMA 101 (NAFS) Gateway Test Size

⁴ Based on LBNL Window Simulations following NFRC Protocols

⁵ AAMA 101 Test Size and AAMA 1503 Test Protocol

⁶ Blast Resistant Configuration is highly dependant on Product Size, Blast Design Load(s) and Project Specific Glass, Frame & Connection Response (Required Level of Protection, Allowable Hazard Level)

© WINCO WINDOW COMPANY, INC. 2026

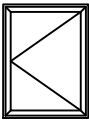





Transira™ Motorized Shade Accessory Sash Product Information



WINCO RESERVES THE RIGHT TO MODIFY OR CHANGE INFORMATION WITHIN THIS BOOK WHEN DEEMED NECESSARY FOR PRODUCT IMPROVEMENT

PERFORMANCE

The Series Transira™ Motorized Accessory Sash window is based on the 3350 series which is a thermally broken mainframe and sash that exceeds the performance specification criteria as required by ANSI/AAMA for AW (Architectural Grade) windows.

 <p>NAFS / AAMA 101 Test Size 36" x 60" Class: AW Performance Grade: 120 Air Infiltration: <0.02 CFM Water Infiltration Resistance: > 12 psf</p> <p>Can be Configured for ADA Compliance <input type="checkbox"/> Not-Applicable <input checked="" type="checkbox"/> Yes</p> <p>Can be configured to meet Windborne Debris Impact Resistance to ASTM E1886 / ASTM E1996 <input type="checkbox"/> Not Rated <input checked="" type="checkbox"/> Missile "D" <input type="checkbox"/> Missile "E"</p> <p>Product Type may be configured for Blast Resistant Installation <input type="checkbox"/> No <input checked="" type="checkbox"/> Yes⁶</p>	 <p>$U_{COG}=0.20$ Btu/hr-ft²-°F Tripple Silver Low-E #2 x 90% Argon x Low-E No.4 example: SNX 62/27 or Solarban70 + IS20 or Sungate ThermL Accessory Sash: Clear Glass w/out additional Low-E Coating</p>
	<p>NFRC Size ¹ 24" x 59" $U_{Window} = \underline{\hspace{1cm}}$ Btu/h-ft²-°f² CI= <u> </u> (NFRC 501)²</p>
	<p>NAFS Size ³ 36" x 60" $U_{Window} = \underline{\hspace{1cm}}$ Btu/h-ft²-°f⁴ CRF= <u> </u> (AAMA 1503)⁵</p>
	 <p>$U_{COG}=0.24$ Btu/hr-ft²-°F Tripple Silver Low-E #2 x 90% Argon x Uncoated example: SNX 62/27 or Solarban70 Accessory Sash: Clear Glass w/out additional Low-E Coating</p>
	<p>NFRC Size ¹ 24" x 59" $U_{Window} = \underline{\hspace{1cm}}$ Btu/h-ft²-°f² CI= <u> </u> (NFRC 501)²</p>
	<p>NAFS Size ³ 36" x 60" $U_{Window} = \underline{\hspace{1cm}}$ Btu/h-ft²-°f⁴ CRF= <u> </u> (AAMA 1503)⁵</p>
	 <p>$U_{COG}=0.29$ Btu/hr-ft²-°F Double Silver Low-E #2 x 100% Air x Uncoated example: SN-68 or Solarban60 Accessory Sash: Clear Glass w/out additional Low-E Coating</p>
	<p>NFRC Size ¹ 24" x 59" $U_{Window} = \underline{\hspace{1cm}}$ Btu/h-ft²-°f² CI= <u> </u> (NFRC 501)²</p>
	<p>NAFS Size ³ 36" x 60" $U_{Window} = \underline{\hspace{1cm}}$ Btu/h-ft²-°f⁴ CRF= <u> </u> (AAMA 1503)⁵</p>
	 <p>$U_{COG}=0.34$ Btu/hr-ft²-°F Single Silver Low-E #2 x 100% Air x Uncoated example: ES73 or Energy Advantage (Air, Aluminum Box-Spacer) Accessory Sash: Clear Glass w/out additional Low-E Coating</p>
	<p>NFRC Size ¹ 24" x 59" $U_{Window} = \underline{\hspace{1cm}}$ Btu/h-ft²-°f² CI= <u> </u> (NFRC 501)²</p>
	<p>NAFS Size ³ 36" x 60" $U_{Window} = \underline{\hspace{1cm}}$ Btu/h-ft²-°f⁴ CRF= <u> </u> (AAMA 1503)⁵</p>
 <p>$U_{COG}=0.47$ Btu/hr-ft²-°F Uncoated x 100% Air x Uncoated example: Clear over Clear (Air, Aluminum Box-Spacer) Accessory Sash: Clear Glass w/out additional Low-E Coating</p>	
<p>NFRC Size ¹ 24" x 59" $U_{Window} = \underline{\hspace{1cm}}$ Btu/h-ft²-°f² CI= <u> </u> (NFRC 501)²</p>	
<p>NAFS Size ³ 36" x 60" $U_{Window} = \underline{\hspace{1cm}}$ Btu/h-ft²-°f⁴ CRF= <u> </u> (AAMA 1503)⁵</p>	

This Information is based on current product design, sealed dual glazing, warm edge spacers and testing standards. Solar Heat Gain Coefficient (SHGC) is not predicted since this is highly variable with Glass Tint & Low-E Coating Product. Please contact WINCO for project specific information.

¹ NFRC 101 Test & Rating Size

² Based on NFRC 100/200/500 Rating and LBNL Window 7.8 Simulations following NFRC Protocols

³ AAMA 101 (NAFS) Gateway Test Size

⁴ Based on LBNL Window Simulations following NFRC Protocols

⁵ AAMA 101 Test Size and AAMA 1503 Test Protocol

⁶ Blast Resistant Configuration is highly dependant on Product Size, Blast Design Load(s) and Project Specific Glass, Frame & Connection Response (Required Level of Protection, Allowable Hazard Level)

© WINCO WINDOW COMPANY, INC. 2026